




PRODUCT INFORMATION SHEET

Bomar Individual 640.520GH twin column, semi-automatic bandsaw for fast accurate cutting of sectional material



- Twin column design, saw bow supported on twin linear slides.
- Saw bow rotates, material does not move, mitre to 60°.
- Digital display of exact mitre angle.
- Hydraulic downfeed control with automatic cutting control.
- Variable blade speed.

Capacities			
90°	520mm	640 x 510	520 x 520
45°Right	500mm	480 x 300	480 x 480
60°Right	310mm	320 x 330	310 x 310
Blade size	6400 x 1.3 x 41mm		

For more information, to arrange a demonstration or to enquire about purchasing this machine please contact our sales team by email sales@proshaw.co.uk or by calling +44 (0)1536 410999.