


## ProfiCut 275.230DG

### Manual, Two-way Mitre Horizontal Bandsaw








Carbide Guide Pads & Rollers



Blade Tension Indicator

#### CAPACITIES (mm) & SPECIFICATION

|  |  |  |  |  |
|---|---|---|---|---|
| 0°  | 230   | 275 x 180   | 250 x 230   | 230   |
| 45° R   | 190   | 190 x 150   | 170 x 230   | 180   |
| 60° R   | 120   | 120 x 100   | 120 x 100   | 100   |
| 45° L   | 170   | 185 x 100   | 90 x 230  | 150   |
| Blade Size - 2720 x 27 x 0.9  |   | Speed – 40 & 80 m/min   |   |   |
| Dimensions - 1520 x 1150 x 1670   |   | Bed Height - 760  |   |   |

#### FEATURES

- Heavy duty one-piece cast bow
- Substantial vices, quick set lever operation
- Bow rotates 45-90-60°
- Easy to read mitre scale
- TCT blade guide pads
- Blade tension indicator
- 3 phase motor
- Adjustable guide arm
- Re-circulating coolant pump
- Heavy duty gear train
- Blade speed: 40 & 80 m/min
- 500mm Length stop included

**PROSAW LIMITED**  
15 Telford Way, Kettering,  
Northants, NN16 8UN

Tel: +44 (0)1536 410999  
[sales@proshaw.co.uk](mailto:sales@proshaw.co.uk)  
[www.proshaw.co.uk](http://www.proshaw.co.uk)