


WE 350DSA

Semi-Automatic Bandsaw With Two Way Mitre



Hydraulic Blade Tension

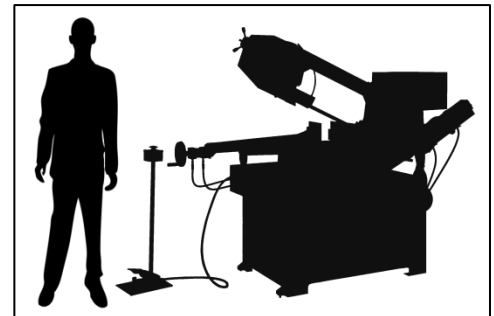






Image for scale

CAPACITIES (mm) & SPECIFICATION

|  |  |  |  |
|--|---|---|---|
| 0° | 270 | 350 x 220 | 260 x 260 |
| 45° R | 240 | 240 x 160 | 220 x 220 |
| 60° R | 160 | | 150 x 150 |
| 45° L | 210 | | 180 x 180 |
| Blade Size - 3160 x 27 x 0.9 | | Speeds – 36 / 72 m/min | |
| Dimensions - 1880 x 749 x 1715 | | Weight - 530kg | |

KEY FEATURES

- Mitre to 60° right, 45° left
- Sliding vice for 2 way mitre
- Foot pedal switch
- 2 speed motor, 36 & 72 m/min
- Designed for section cutting
- Quick action locking device
- Recirculating coolant pump
- Blade Width 27mm
- Hydraulic powered vice with minimal opening for repetitive cut.
- Bed height, 900mm (nominal)