

AL500A

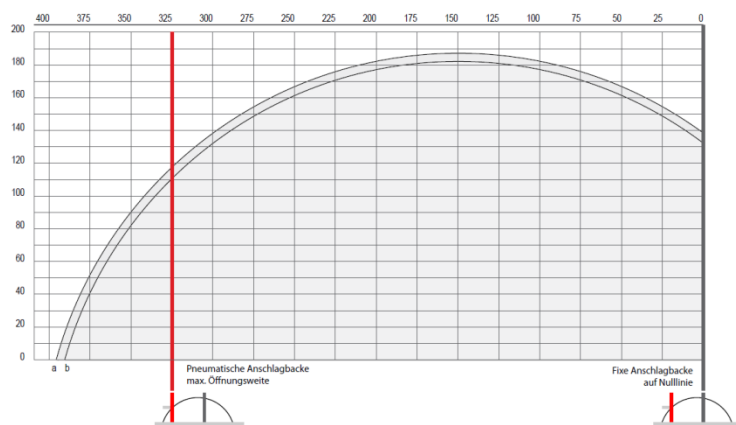
Automatic, Heavy Duty Upstroking Circular Saw





FEATURES

- Vibration-free cutting
- Large work table
- NC Controls
- Precise variable control of the blade feed & the cutting height
- Blade fully retracts at end of cut
- Accurate, ball screw material feed
- 500mm single pass feed length
- Multiple material pass up to 9999mm
- Twin pneumatic clamps securely hold irregular shaped components both sides of the blade
- Mist spray lubrication with volume control
- Noise reducing, interlocked safety hood encloses cutting area
- Safety guards mounted on the hood to inhibit access to the blade
- Large door at the side of the machine allows for easy blade change
- Twin ports fitted to allow for connection of a swarf extractor
- 500mm Tungsten carbide tipped blade, 3000rpm



Disk size	Ø 500 x Ø 32 x 4.1 mm
Motor	4 kW
Dimensions:	
width	1,794 mm
length	960 mm
height	1,571 mm



			
Ø170 mm	325 x 110 mm	130 x 300 mm	130 x 130 mm