



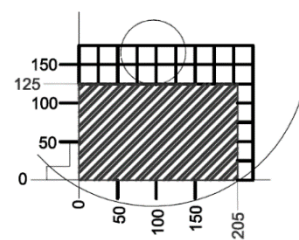
Yilmaz KD400PS

Manual Mitre Circular Saw

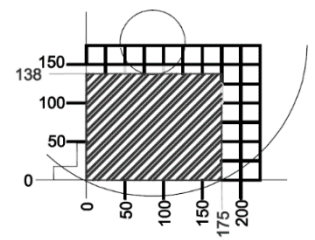
FEATURES

- Designed for straight and angular cutting of PVC, aluminium and wooden profiles
- Ø 400 mm saw blade running at 3,000 rpm
- 2.2 kW motor
- Location points at 45°-30°-22.5°-15°-0° both left and right
- Pivoting range from 45° left to 45° right infinitely adjustable
- Aluminium saw body with stand made of sheet steel
- Solid construction allows for ease of adjustment to the required cutting angles
- 2 x pneumatic clamps as standard
- Mist spray blade lubrication system standard

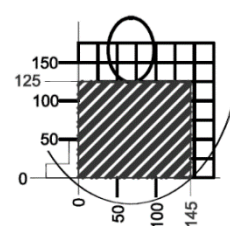
CUTTING CAPACITIES & SPECIFICATION



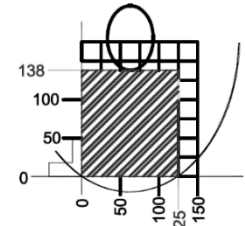
90° : 205 x 125 mm









90° : 175 x 138 mm



45° : 145 x 125 mm



45° : 125 x 138 mm

						
			D d	H W cm L H	kg	kg
400P	2.2kW 50HZ 400V AC 3P	3000 rpm	D = 400mm d = 30/32	W = 72 L = 80 H = 149	120	159

Requires 6-8 Bar compressed air supply providing 7lt/min