




PRODUCT INFORMATION SHEET

V315T Cut – Off Saw



- For general workshop duties.
- Manual model with pneumatic clamps.
- Higher production rates, ideal for short batch runs.
- Heavy duty gearbox.
- Mitre right and left.
- Centralising heavy duty pneumatic assist split vice.
- Cuts all material types.

Capacities			
90°	105mm	120mm x 70mm	85mm
45°	90mm	90mm x 60mm	80mm
Blade size	315mm x 32mm		
Dimensions	920L x 560W x 980H		

For more information, to arrange a demonstration or to enquire about purchasing this machine please contact our sales team by email sales@prosaw.co.uk or by calling +44 (0)1536 410999.