

## Ileri V315HX

Semi-Automatic, Pivot Action,  
Two-way Mitre, Circular Saw







Heavy-duty double set of helical gears



Swivel head mitre

### CAPACITIES (mm) & SPECIFICATION

|  |  |  |  |
|---|---|---|---|
| 0°  | 95  | 110 x 85  | 85  |
| 45°   | 95  | 80 x 80   | 80  |
| Blade Size – 315 x 32   |   | Speed – 45 & 90 rpm   |   |
| Dimensions - 600 x 1100 x 1400  |   | Weight - 310kg  |   |

### FEATURES

- Very heavy duty
- Foot switch actuation
- Automatic head stroke, can be adjusted for different material sizes
- Heavy duty gearbox with double set of helical gears
- Robust, double-hinged pivot
- Easy, positive 45° mitre left and right
- Automatic pneumatic vice
- Split vice construction ensures material is gripped on both sides of the cut
- Self-centring of vice optimises cutting position
- 2 Speed main motor
- Adjustable bar stop 400mm
- Internal recirculating coolant pump
- Comprehensive safety specification