

KMT 300 OSA PLC

Automatic Roller-feed Straight-cut Bandsaw



Touch screen control panel







Pre-programme up to 50 different jobs



1.4m Roller table included

CAPACITIES (mm) & SPECIFICATION

			
0°	300	300 x 380	300
Blade Size - 3850 x 27 x 0.9		Speed - 25 to 90 m/min	
Dimensions – 1220 x 1950 x 1300		Weight - 900kg	
Bed height – 730		Drive motor – 2.2kw	

FEATURES

- PLC control panel
- Heavy duty construction
- Hydraulic vice
- Inverter controlled blade speed 25~90m/min
- Hydro mechanical blade tension
- Comprehensive safety specification
- Adjustable hydraulic regulation of the bow descent rate
- Inverter driven blade speed
- Swarf conveyor
- 1.4 metre roller conveyor