


Ergonomic 320.250 DG Manual, Two-way Mitre Bandsaw








Control Console



Quick Release Vice



CAPACITIES (mm) & SPECIFICATION

				
0°	250	320 x 200	300 x 240	240
45° R	220	230 x 120	190 x 230	190
45° L	180	230 x 70	110 x 230	160
60° R	120	130 x 100	130 x 100	100
Blade Size - 2910 x 27 x 0.9		Speed – 40 & 80 m/min		
Dimensions - 1670 x 1170 x 1240		Bed Height - 760		

FEATURES

- Heavy duty construction - one piece bow
- Control Panel mounted on inclined pillar
- Precision controlled hydraulic downfeed
- Bow rotates, material remains stationary
- Double mitres, 45° left, 60° right
- Easy to read mitre scale
- Quick set lever vice operation
- Dovetail sliding vice for left & right mitres
- Tungsten carbide guide pads and rollers
- Recirculating coolant pump
- Swarf brush assembly for cleaning blade
- Heavy duty gearbox
- 2 speed motor, 40 & 80m/min
- 500 mm length stop included