

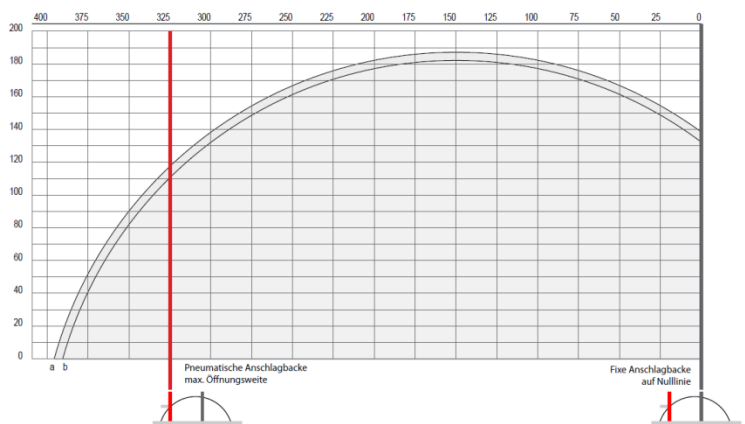
## AL500A





### Automatic, Heavy Duty Upstroking Circular Saw



#### FEATURES

- Vibration-free cutting
- Large work table
- NC Controls
- Precise variable control of the blade feed
- Blade rises from beneath saw bed and fully retracts at end of cut
- Accurate, ball screw material feed
- 500mm single pass feed length
- Multiple material pass up to 9999mm
- Twin pneumatic clamps securely hold irregular shaped components both sides of the blade
- Cutting height set by variable control
- Mist spray lubrication with volume control
- Noise reducing, interlocked safety hood encloses cutting area
- Input & output extensions guards mounted on the hood, inhibit access to the blade
- Large door at the front of the machine facilitates easy blade change and cleaning
- Large, removable swarf tray
- 500mm Tungsten carbide tipped blade, 3000rpm



			
∅170 mm	325 x 110 mm	130 x 300 mm	130 x 130 mm

Disk size	∅ 500 x ∅ 30 x 4.1 mm
Motor	4 kW
Dimensions:	
width	1,794 mm
length	960 mm
height	1,571 mm
Total weight	550 kg

**PROSAW LIMITED**

15 Telford Way, Kettering,  
Northants, NN16 8UN

Tel: +44 (0)1536 410999

[sales@prosa.co.uk](mailto:sales@prosa.co.uk)

[www.prosa.co.uk](http://www.prosa.co.uk)